



18 West Farm Drive, Ashted, KT21 2LB
Guide price £875,000



NO ONWARD CHAIN

A much loved family home nestled in a quiet residential cul de sac in the most sought after village of Ashtead, with huge potential to add value by extending (stpp) and personalising to your own exacting standards.

The ample existing ground floor layout includes a really good size entrance hallway with a downstairs toilet and handy storage cupboards, a modern fitted kitchen/breakfast room with plenty of storage units, worktops and an island, the clever addition of a downstairs shower room, a living room with signature bay window, a formal dining room and a light bright garden room looking over the rear garden.

To the first floor where there are four well proportioned bedrooms, a family bathroom with natural light and a large loft space, perfect for additional storage.

To the rear there is a beautifully established rear garden with a paved patio area, good size lawn, a selection of mature trees, including an apple tree, side access to the front of the dwelling and the recently must have addition of an outbuilding, which can function as a home office, gym or hobby room.

To the front there is a good size driveway and access to a tandem garage, which can also be accessed from the garden room.

West Farm Drive holds a superb fairly central position in the village, which means it is close to several of the areas most applied for schools, including West Ashtead, St Peters, St Andrews and





Downsend to name a few. It is also a comfortable distance from the mainline station, the village shops and Junction 9 of the M25, linking to Gatwick and Heathrow Airports. The A24, A217 and A3 are also close by, giving great access back into London and the other direction towards the coast and countryside.





West Farm Drive, Ashted
 Total Area: 195.0 m² ... 2099 ft² (excluding summer house, store)
 FOR ILLUSTRATIVE PURPOSES ONLY.

Whilst every attempt has been made to ensure the accuracy of the floor plan shown, all measurements, positioning, fixtures, features, fittings and any other data shown are an approximate interpretation for illustrative purposes only and are not to scale.

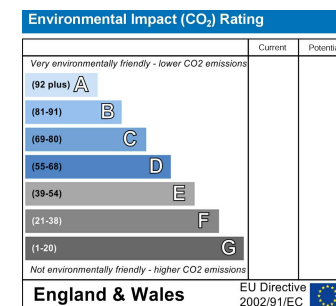
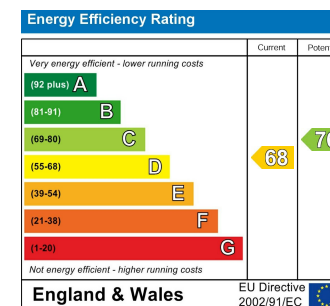
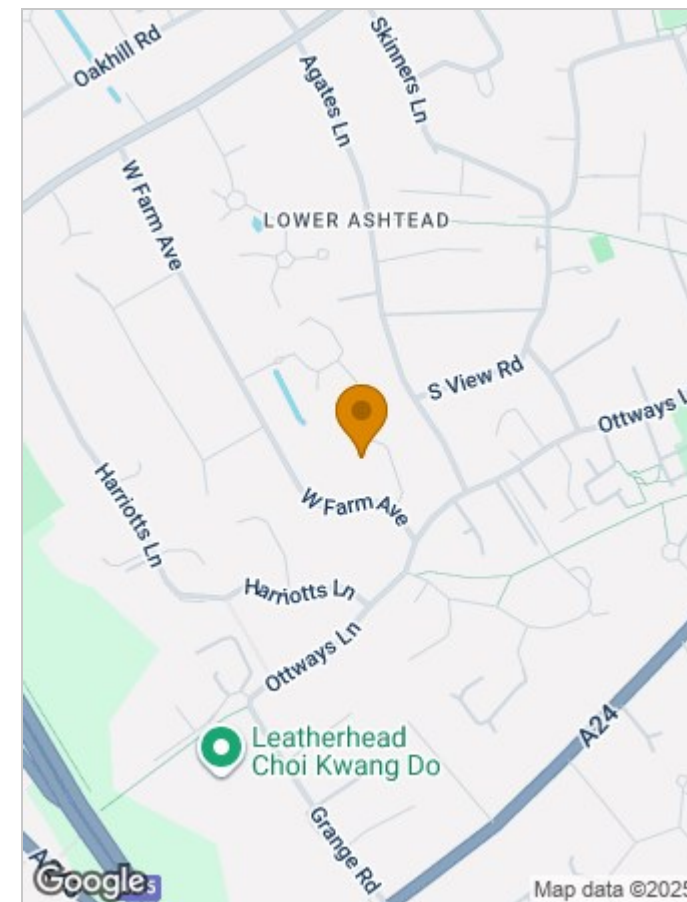
No responsibility is taken for any error, omission, miss-statement or use of data shown.

The above statement applies to both 'Still Moving London LTD' and the Company or individual displaying this floor plan.

Unauthorised reproduction prohibited.

Â/c Still Moving London LTD (www.stillmoving.london)

Mark Coysh



Viewing

Please contact our Mark Coysh Office on 01372 303703 if you wish to arrange a viewing appointment for this property or require further information.

These particulars, whilst believed to be accurate are set out as a general outline only for guidance and do not constitute any part of an offer or contract. Intending purchasers should not rely on them as statements of representation of fact, but must satisfy themselves by inspection or otherwise as to their accuracy. No person in this firms employment has the authority to make or give any representation or warranty in respect of the property.